

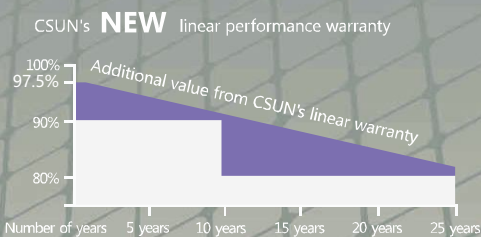
POLY



PowerGuard Insurance Global Coverage

The power output shall not be less than 97.5% of the minimum power output stated in the product data sheet in the first year of the product's life cycle. The loss of power output shall not exceed 0.68% per year thereafter, ending with 80.7% in the 25th year.

■ CSUN ■ Standard Warranty



CSUN285-60P

The Large Scale Project Solution

CSUN285-60P CSUN280-60P CSUN275-60P
CSUN270-60P CSUN265-60P

17.55%

Module efficiency

285W

Highest power output

10 years

Material & Workmanship warranty

25 years

Liner power output warranty



PID-free



World class poly efficiency



Tighter product performance distribution and current sorting reduces the mismatch power loss in system operation



Positive tolerance offer



Good temperature coefficient enables higher output in high temperature regions



Excellent performance under low light conditions



Certified for salt/ammonia corrosion resistance



Load certificates: wind to 2400Pa and snow to 5400Pa

- China Sunergy Co., Ltd. designs, manufactures and delivers high efficient solar cells and modules to the world from its production centers based in China, Turkey, South Korea and Vietnam.
- Founded in 2004, China Sunergy is well known for its advanced solar cell technology reliable product quality and excellent customer service.
- As one of leading PV enterprises, China Sunergy has delivered more than 4.0GW of solar products to residential, commercial, utility and off-grid projects all around the world.

- Note:
All specifications, warranties, certifications about module of "CSUN" series also apply to that of "SST".

All information and data are subject to change without notice.

Right 2017



Electrical characteristics at Standard Test Conditions(STC)

Module Type	CSUN285-60P	CSUN280-60P	CSUN275-60P	CSUN270-60P	CSUN265-60P
Maximum Power - Pmax (W)	285	280	275	270	265
Open Circuit Voltage - Voc (V)	38.6	38.5	38.4	38.3	38.2
Short Circuit Current - Isc (A)	9.44	9.36	9.27	9.19	9.1
Maximum Power Voltage - Vmpp (V)	31.5	31.4	31.3	31.2	31
Maximum Power Current - Impp (A)	9.05	8.92	8.79	8.67	8.55
Module Efficiency	17.55%	17.24%	16.94%	16.63%	16.32%

Standard Test Conditions (STC): irradiance 1,000 W/m²; AM 1.5; module temperature 25°C. Tolerance of Pmp: 0~+3%.

Measuring uncertainty of power: ±3%. Certified in accordance with IEC 61215, IEC 61730-1/2 and UL 1703.

Electrical Characteristics at Normal Operating Cell Temperature(NOCT)

Module Type	CSUN285-60P	CSUN280-60P	CSUN275-60P	CSUN270-60P	CSUN265-60P
Maximum Power - Pmax (W)	213	209	204	200	196
Open Circuit Voltage - Voc (V)	36.1	35.9	35.8	35.6	35.5
Short Circuit Current - Isc (A)	7.62	7.56	7.48	7.42	7.35
Maximum Power Voltage - Vmpp (V)	29.8	29.5	29.2	28.9	28.6
Maximum Power Current - Impp (A)	7.17	7.17	7.00	6.92	6.83

Normal Operating Cell Temperature(NOCT) : irradiance 800W/m²; wind speed 1 m/s ; cell temperature 45°C; ambient temperature 20°C.

Measuring uncertainty of power: ±3%. Certified in accordance with IEC 61215, IEC 61730-1/2 and UL 1703.

Temperature Characteristics

NOTC	45°C (±2°C)	Maximum System Voltage [V]	1000
Voltage Temperature Coefficient	-0.292%/K	Series Fuse Rating [A]	20
Current Temperature Coefficient	+0.045%/K		
Power Temperature Coefficient	-0.408%/K		

Maximum Ratings

Material Characteristics

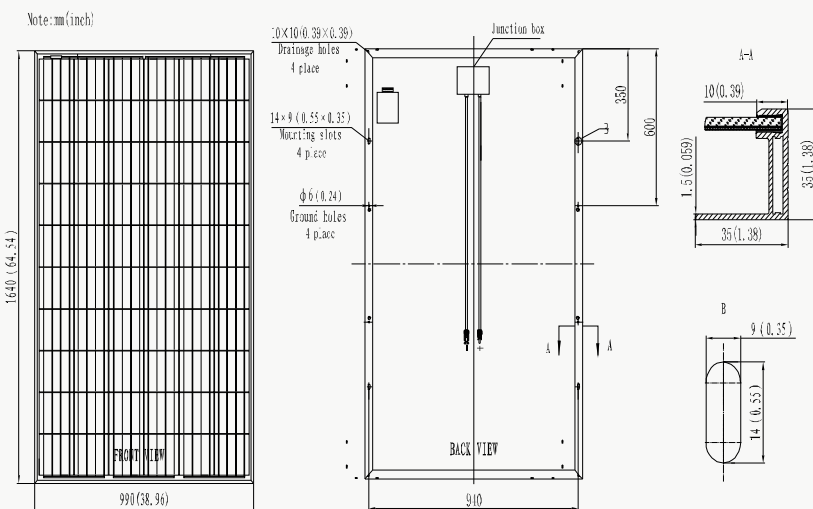
Dimensions	1640×990×35mm (L×W×H)
Weight	18.3kg
Frame	Anodized aluminum profile
Front Glass	White toughened safety glass, 3.2 mm
Cell Encapsulation	EVA (Ethylene-Vinyl-Acetate)
Back Sheet	Composite film
Cells	6×10 pieces monocrystalline solar cells series strings (156mm×156mm)
Junction Box	Rated current≥13A, IP≥67, TUV&UL
Cable&Connector	Length 900 mm, 1×4 mm ² , compatible film

Packaging

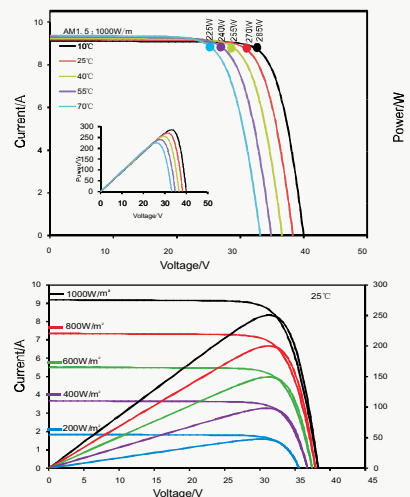
Dimensions(L×W×H)	1690×1120×112mm	Temperature Range	-40 °C to + 85 °C
Container20'	360	Withstanding Hail	Maximum diameter
Container40'	840	Maximum Surface	5,400 Pa
Container40'HC	896	Application class	class A
		Safety class	class II

System Design

Dimensions



IV-Curves



Excellent performance under weak light condition.